



Makes anywhere feel like home

IMPROVEMENTS: Our policy is one of constant development and improvement. We therefore reserve the right to revise designs and specifications of our fires and other products without formal notice, patents pending. BFM Europe Limited has taken every care in the preparation of information contained in this brochure, but we accept no liability for any loss or damage arising directly or indirectly from the use of this brochure. This brochure is copyright 2010 and must not be reproduced in whole or in any part without prior written permission.



BFM Europe
BRITISH FIRE MANUFACTURERS

BFM Europe Limited, Trentham Lakes, Stoke-on-Trent, Staffordshire ST4 4TJ.
Tel: 01782 339000. Fax: 01782 339009.
www.bfm-europe.com e-mail: info@bfm-europe.com

Issue Number 8



ELECTRIC FIRES 2010-11





Makes anywhere feel like home



HEARTH MOUNTED



WALL MOUNTED



SUITES

- Ultiflame Traditional page 4
- Ultiflame Contemporary page 5
- Ultiflame Prominence page 6
- Ultiflame Rockingham page 6
- Ultiflame Essence page 7

- Ultiflame Legacy page 8
- Marino page 9
- Accent page 10-11
- Inspire page 12
- Karisma page 13

- Lille page 14
- Bordeaux page 15

WELCOME TO FLAVEL

At Flavel we know how important it is to create a stylish and relaxing living environment. That's why we've developed this collection of affordable electric fires to complement all tastes and lifestyles.

I believe our success stems from a combination of innovative design, investment in technology and the highest quality manufacturing standards. As a result all Flavel electric fires carry a 2 year guarantee to reflect my belief in their quality and durability.

This brochure has been designed to make the purchase of your new Flavel electric fire as simple as possible. I hope you will find it both informative and inspiring.



CHOOSING YOUR FLAVEL ELECTRIC FIRE

There is no more versatile fuel for home heating than electricity.

With a choice ranging from highly chic wall mounted 'hang-on-the-wall' fires, to Flavel's classically designed range of suites, there is a design to suit any home. And best of all you are free to enjoy any of these fantastic heating appliances in any room in your home simply by plugging into the nearest mains socket.

A Flavel electric fire is a welcoming focal point all year round. Every fire in the range has a 'flame picture' only setting. Unlike gas or solid fuel fires, this allows you to enjoy an atmospheric glow even when it is too warm to turn on the heat.

If you would like to learn more about the many benefits of owning a Flavel electric fire please sit back and take a few minutes to look through the fantastic range of appliances.

Control at your fingertips



Remote Control. Imagine the luxury of remote control. Every Flavel electric fire can now be operated using a remote control handset, allowing you to sit back and have heat control at your fingertips. Every fire can also be operated manually using buttons located on the appliance.



Thermostatic Control. Every fire in our electric suite range comes with thermostatic control, allowing the heat to be set at your desired temperature.



We are confident you are getting a product that is built to last. That's why we offer a 2 Year Guarantee on all Flavel electric fires*.

*Excludes fire surrounds and cabinets



Shown in Brass

ULTIME TRADITIONAL



Shown in Brushed Steel

ULTIME CONTEMPORARY

ultiflame

Ultime fires use innovative technology to create an ideal electric heating appliance that combines slim product depth with the appearance of an exceptionally deep fuel bed. The fascinating and highly realistic flame picture is created using LED projection technology to give the look of a full depth fire which can be viewed from any angle. They also benefit from a low power flame effect system that consumes 90% less energy than conventional electric fires when on the flame only setting.

Thermostatic control enables the heat temperature to be adjusted between 0.75kW and 1.5kW and the brightness of the fuel bed glow can be customised to suit any mood. Every model in this range can be operated by push buttons discretely hidden beneath the canopy of the fire or via an ergonomically designed remote control.

With an overall product depth of just 3" this fire can be fitted against a flat wall with any 3" rebated surround with no requirement for an additional spacer.



Traditional in Silver

*Energy saving on flame only setting



Contemporary in Brass

*Energy saving on flame only setting



Contemporary in Black

SPECIFICATIONS

for both Traditional and Contemporary fires

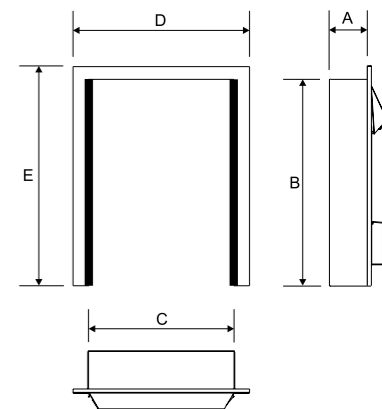
- Safety - Thermal cut-out
- Type of heat - Convected
- Heat output - high 1.5kW
- Heat output - low 0.75kW



Remote Control

DIMENSIONS

- A 75mm
- B 555mm
- C 403mm
- D 497mm
- E 607mm



A 3" spacer is available as an optional extra



ULTIFLAME PROMINENCE



SPECIFICATIONS

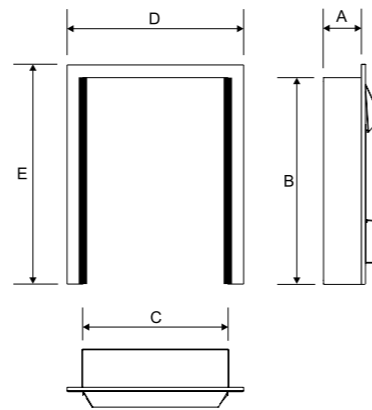
Safety - Thermal cut-out
 Type of heat - Convected
 Heat output - high 1.5kW
 Heat output - low 0.75kW



Remote Control

DIMENSIONS

- A 75mm
- B 555mm
- C 403mm
- D 497mm
- E 607mm



ULTIFLAME ROCKINGHAM



SPECIFICATIONS

Safety - Thermal cut-out
 Type of heat - Convected
 Heat output - high 1.5kW
 Heat output - low 0.75kW



Remote Control

DIMENSIONS

- A 75mm
- B 555mm
- C 403mm
- D 510mm
- E 613mm

*Energy saving on flame only setting



ULTIFLAME ESSENCE

Shown in Brushed Steel



SPECIFICATIONS

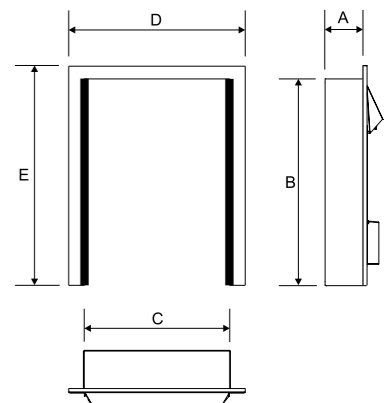
Safety - Thermal cut-out
 Type of heat - Convected
 Heat output - high 1.5kW
 Heat output - low 0.75kW



Remote Control

DIMENSIONS

- A 75mm
- B 555mm
- C 403mm
- D 535mm
- E 625mm



Essence in Black

Essence in Brass

Essence in Antique Brass

*Energy saving on flame only setting

A 3" spacer is available as an optional extra

A 3" spacer is available as an optional extra



ULTIFLAME LEGACY

Contemporary hang-on-the-wall fire featuring a striking black and satin silver curved fascia.



SPECIFICATIONS

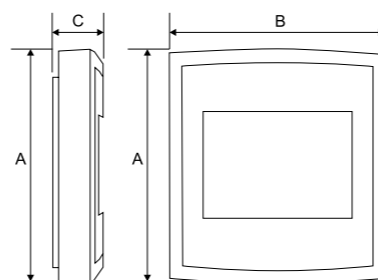
Safety - Thermal cut-out
 Type of heat - Convected
 Heat output - high 1.5kW
 Heat output - low 0.75kW



Remote Control

DIMENSIONS

A 630mm
 B 600mm
 C 182mm



No spacer is available



Shown with XL trim in graphite grey

MARINO

The Marino hang-on-the-wall fire is available with a choice of XL*, Ultra or Black Panoramic fascia designs and colours to suit any décor. This fire also features adjustable brightness of the flame picture which can be operated by the dimmer mode on the remote control handset.

SPECIFICATIONS

Safety - Thermal cut-out
 Type of heat - Convected
 Heat output - high 1kW
 Heat output - low 2kW



Remote Control

DIMENSIONS

| | XL | Ultra | Panoramic |
|---|--------|--------|-----------|
| A | 470mm | 550mm | 470mm |
| B | 1050mm | 1050mm | 1045mm |
| C | 125mm | 125mm | 125mm |



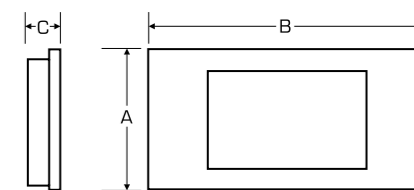
Marino Cream XL



Marino Ultra



Marino Black Panoramic



*Available in graphite grey or cream stone.

*Energy saving on flame only setting



Accent with mirror effect fascia

ACCENT MIRROR

This eye-catching wall mounted fire comes with a stylish mirror effect fascia. It features a thermostatic heat control system and variable flame speeds and colours. The Accent also incorporates an optional backlight to suit your mood, in a choice of calming blue blush or vibrant orange glow (see inset images on page 11).

SPECIFICATIONS

Safety - Thermal cut-out
Type of heat - Convected
Heat output - high 1.5kW
Heat output - low 0.75kW



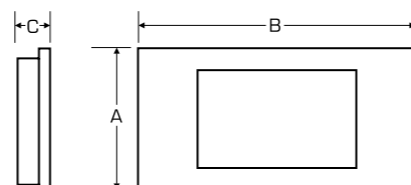
Remote Control



Thermostatic Control

DIMENSIONS

A 410mm
B 900mm
C 110mm



Accent with curved black glass fascia

ACCENT CURVED

The Accent Curved features a stunning black curved glass fascia. It features a thermostatic heat control system and variable flame speeds and colours. The Accent also incorporates an optional backlight to suit your mood, in a choice of calming blue blush or vibrant orange glow.

SPECIFICATIONS

Safety - Thermal cut-out
Type of heat - Convected
Heat output - high 1.5kW
Heat output - low 0.75kW



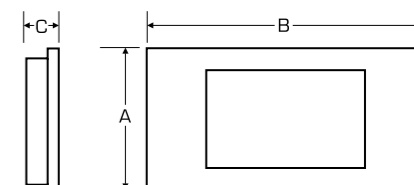
Remote Control



Thermostatic Control

DIMENSIONS

A 410mm
B 900mm
C 110mm



Accent with calming blue blush backlight



Accent with vibrant orange backlight



INSPIRE

This stunning electric fire quite simply hangs on the wall, a perfect and very flexible option in flue-less houses and apartments.

The Inspire creates an immediate impact with its imposing trim and pebble bed. Choose from silver, black and champagne finish options.

SPECIFICATIONS

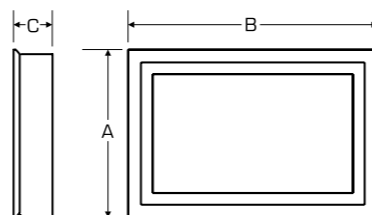
Safety - Thermal cut-out
Type of heat - Convected
Heat output - high 1kW
Heat output - low 0.5kW



Remote Control

DIMENSIONS

A 615mm
B 910mm
C 145mm



Black



Champagne



KARISMA

This striking wall mounted electric fire is a charming feature in any home. The Karisma has an impressive reflective black glass fascia and the authentic flame picture is complimented by a highly contemporary beach pebble bed.

SPECIFICATIONS

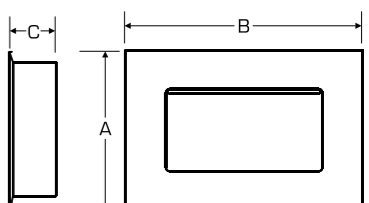
Safety - Thermal cut-out
Type of heat - Convected
Heat output - high 2kW
Heat output - low 1kW



Remote Control

DIMENSIONS

A 570mm
B 856mm
C 165mm





LILLE

Flavel Lille and Bordeaux electric suites are free-standing complete units with no recess required, making them exceptionally easy to install. Simply place your beautifully designed fire suite in the desired position, fix to the wall using the brackets provided, and plug in to the mains electricity supply.

Each suite includes a glass fronted electric fire which has a variable heat output of up to 2kW, managed by a thermostatic control giving you the freedom to set the temperature to your desired level. A flame-effect-only setting ensures that the stunning log effect can be enhanced by the welcoming flame and under-bed glow even when there is no need for heat.

The compact Lille Suite is classically designed to suit almost any room.

SPECIFICATIONS

Safety - Thermal cut-out
 Type of heat - Convected
 Heat output - high 2kW
 Heat output - low 1kW



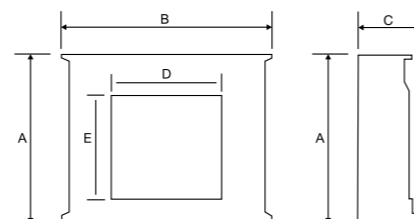
Remote Control



Thermostatic Control

DIMENSIONS

A 1025mm
 B 1220mm
 C 320mm
 D 617mm
 E 537mm



BORDEAUX

The Bordeaux Suite can be operated remotely or using the thermostatic control located behind the hinged fascia panel.

SPECIFICATIONS

Safety - Thermal cut-out
 Type of heat - Convected
 Heat output - high 2kW
 Heat output - low 1kW



Remote Control



Thermostatic Control

DIMENSIONS

A 1005mm
 B 1250mm
 C 350mm
 D 617mm
 E 537mm

